



Using Alternative Assessments to Improve Student Learning

Ms. Janice Florent, Technology Coordinator
Dr. Elizabeth Yost Hammer, Director



Except where otherwise noted, all content is licensed under a [CC BY-NC-SA 4.0](https://creativecommons.org/licenses/by-nc-sa/4.0/) License. Please credit [CAT+FD](https://cat.xula.edu).

**Center for the Advancement of
Teaching & Faculty Development
XAVIER UNIVERSITY OF LOUISIANA**



cat.xula.edu

Alternative Assessments

**Center for the Advancement of
Teaching & Faculty Development
XAVIER UNIVERSITY OF LOUISIANA**



cat.xula.edu

Quality Matters

- QM Standard 3 - Assessment & Measurement
 - **3.1 - The assessments measure the achievement of the stated learning objectives or competencies.**
 - 3.2 - The course grading policy is stated clearly at the beginning of the course.
 - 3.3. - Specific and descriptive criteria are provided for the evaluation of learners' work, and their connection to the course grading policy is clearly explained.
 - **3.4 - The assessments used are sequenced, varied, and suited to the level of the course.**
 - 3.5 - The course provides learners with multiple opportunities to track their learning progress with timely feedback.



Backwards Design

Learning Goals → Assessments → Learning Activities

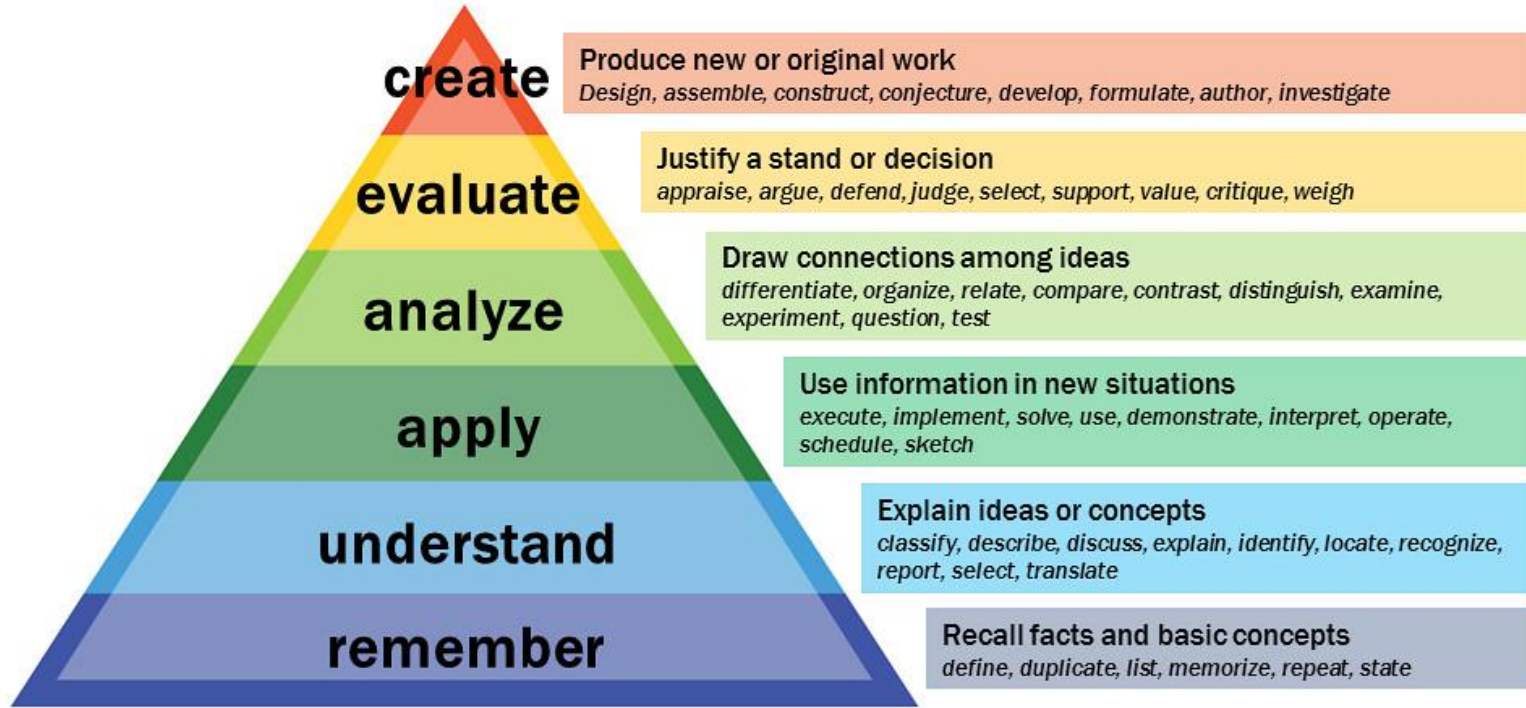


**Center for the Advancement of
Teaching & Faculty Development
XAVIER UNIVERSITY OF LOUISIANA**



cat.xula.edu

Bloom's Taxonomy



Vanderbilt University Center for Teaching

**Center for the Advancement of
Teaching & Faculty Development
XAVIER UNIVERSITY OF LOUISIANA**



cat.xula.edu

Image Credit: "Bloom's Taxonomy" by Center for Teaching Vanderbilt University is licensed under CC BY 2.0

Authentic Assessments

- Authentic assessments require judgment, innovation, and application... in realistic contexts



Image Credit: [Photo](#) by Jason Coudriet from [Unsplash](#)

**Center for the Advancement of
Teaching & Faculty Development
XAVIER UNIVERSITY OF LOUISIANA**



cat.xula.edu

Authentic Assessments

- An assignment is authentic if it
 - is realistic.
 - requires judgment and innovation.
 - asks the student to “do” the subject.
 - replicates or simulates the workplace, civic, or personal context.
 - allows for rehearsal, practice, consultation, and feedback to refine performances and products.

Source: [Vaccinate Against Cheating With Authentic Assessment](#)
by Ray Schroeder, Inside HigherEd

**Center for the Advancement of
Teaching & Faculty Development
XAVIER UNIVERSITY OF LOUISIANA**



cat.xula.edu

Authentic Alternatives

1. Observations / Interviews
2. Annotated bibliography
3. Video Presentations
4. Reflections / applications
5. Fact Sheets / Infographics / How-To Manuals
6. Group Projects

This leads to the Assignment Tool in Brightspace...



Assignments Tool

- Collect and grade individual and group assignments
- Students submit their work by uploading files or using the text box
- Anonymous marking available



Assignments Tool

The screenshot shows the Canvas LMS interface for the course 'Elementary French (Fall 2023)'. The top navigation bar includes a home icon, the course name, and user information for Janice Florent. Below this is a secondary navigation bar with links for Help, Course Admin, Content, Discussions, Grades, Classlist, Groups, Activities, ePortfolio, and Zoom (new). The 'Activities' dropdown menu is open, showing options: Assignments, Quizzes, Surveys, Class Progress, Checklist, and Self Assessments. An orange arrow points to the 'Assignments' option. The main content area features a banner image of a cathedral with the text 'Bonjour Janice, Welcome to Elementary French (Fall 2023)!'. Below the banner are sections for Announcements, Radio France Internationale, and RFI Musique.

**Center for the Advancement of
Teaching & Faculty Development
XAVIER UNIVERSITY OF LOUISIANA**



cat.xula.edu

Assignment Create/Edit Experience

[← Back to Manage Assignments](#)

New Assignment


Name *

Untitled

Grade Out Of

Ungraded

Due Date

 M/D/YYYY


Instructions


Paragraph ▾


B


I


U ▾















+


▾


...





Lato (Recom... ▾


19px ... ▾





























 Record Audio  Record Video

Availability Dates & Conditions ▸

Always available

Submission & Completion ▸

File submission

Evaluation & Feedback ▸

No rubric added

Save and Close

Save

Cancel

☐ Hidden

**Center for the Advancement of
Teaching & Faculty Development
XAVIER UNIVERSITY OF LOUISIANA**



cat.xula.edu

Assignments Tool

- Submission Types
 - File submission
 - Text submission
 - On paper submission
 - Observed in person

Submission & Completion

Assignment Type

☒ Individual Assignment

☐ Group Assignment

Category

No category

Submission Type

File submission

File submission

Text submission

On paper submission

Observed in person

☐ One File

Allowable File Extensions

Annotatable Files

Submissions

☒ All submissions are kept

☐ Only one submission allowed

☐ Only the most recent submission is kept



Assignments Tool

- Allowable File Extensions
 - Unrestricted
 - PDF only
 - Annotatable files
 - Files previewed without conversion
 - Images and videos
 - Compatible with Turnitin
 - Custom file types

The screenshot displays the 'Submission & Completion' settings in the Assignments Tool. The settings are as follows:

- Submission & Completion** (Section Header)
- Assignment Type**
 - ☒ Individual Assignment
 - ☐ Group Assignment
- Category**
 - No category
- Submission Type**
 - File submission
- Files Allowed Per Submission**
 - ☒ Unlimited
 - ☐ One File
- Allowable File Extensions**
 - No Restrictions
 - No Restrictions
 - PDF Only
 - Annotatable Files
 - Files that can be previewed without conversion
 - Images and Videos
 - Custom File Types
 - Compatible with Turnitin

Assignments Tool

- **Annotations** - markup student work and provide comments online

The screenshot displays the 'Assignments Tool' configuration interface. Two sections are highlighted with red boxes:

- Evaluation & Feedback:** This section includes options for 'Rubrics' (with an 'Add Rubric' link), 'Learning Objectives' (with a 'Manage Learning Objectives' link), and 'Annotation Tools'. The 'Annotation Tools' section has a checked checkbox for 'Make annotation tools available for assessment'. Below this is the 'Anonymous Marking' section with an unchecked checkbox for 'Hide student names during assessment'. At the bottom is the 'Turnitin Integration' section, which includes a note about Turnitin functionality and a 'Manage Turnitin' link.
- Submission & Completion:** This section includes 'Assignment Type' (radio buttons for 'Individual Assignment' and 'Group Assignment'), 'Category' (a dropdown menu set to 'No category'), 'Submission Type' (a dropdown menu set to 'File submission'), 'Files Allowed Per Submission' (radio buttons for 'Unlimited' and 'One File'), 'Allowable File Extensions' (a dropdown menu set to 'Annotatable Files'), 'Submissions' (radio buttons for 'All submissions are kept', 'Only one submission allowed', and 'Only the most recent submission is kept'), and 'Notification Email' (a text input field for email addresses).

**Center for the Advancement of
Teaching & Faculty Development
XAVIER UNIVERSITY OF LOUISIANA**



cat.xula.edu

Observed in Person Submission

[← Back to Manage Assignments](#)

New Assignment

Name *

Grade Out Of

Ungraded

Due Date

M/D/YYYY

Instructions

Paragraph ▾ **B** *I* U + ▾ ...

Lato (Recom... ▾ 19px ... ▾

Record Audio Record Video

Availability Dates & Conditions ▸

Always available

Submission & Completion ▾

Assignment Type

☒ Individual Assignment

☐ Group Assignment

Category

No category ▾

Submission Type

Observed in person ▾

- File submission
- Text submission
- On paper submission
- Observed in person

Evaluation & Feedback ▸

No rubric added

Submission & Completion ▾

Assignment Type

☒ Individual Assignment

☐ Group Assignment

Category

No category ▾

Submission Type

Observed in person ▾

Marked as completed

Automatically on due date ▾

- Manually by learners
- Automatically on evaluation
- Automatically on due date

No rubric added



On Paper Submission

← Back to Manage Assignments

New Assignment

Name *

Untitled

Grade Out Of

Ungraded

Due Date

M/D/YYYY


Instructions


Paragraph ▾


B


I


U ▾


















+


▾


...





Lato (Recom... ▾


19px ... ▾





























 Record Audio

 Record Video

Availability Dates & Conditions

Always available

Submission & Completion

Assignment Type

☒ Individual Assignment

☐ Group Assignment

Category

No category ▾

Submission Type

File submission ▾

File submission

Text submission

On paper submission

Observed in person

☐ One File

Allowable File Extensions

No Restrictions ▾

Submission & Completion

Assignment Type

☒ Individual Assignment

☐ Group Assignment

Category

No category ▾

Submission Type

On paper submission ▾

Marked as completed

Automatically on due date ▾

Manually by learners

Automatically on evaluation

Automatically on due date

No rubric added

**Center for the Advancement of
Teaching & Faculty Development
XAVIER UNIVERSITY OF LOUISIANA**



cat.xula.edu

Rubrics

- Instructors:
 - Assess assignments consistently
 - Save time in grading
 - Give timely, effective feedback
 - Clarify expectations and components of an assignment for learners
 - Refine teaching methods by evaluating rubric results



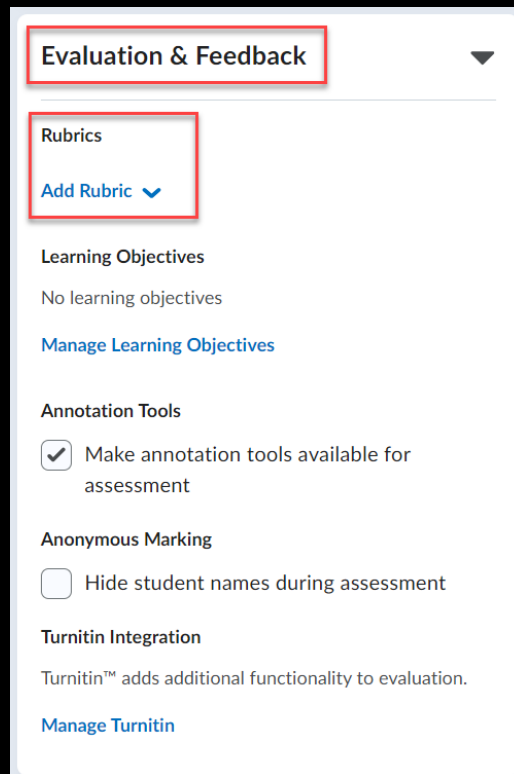
Rubrics

- Learners:
 - Understand expectations and components of an assignment
 - Become more aware of their learning process and progress
 - Improve work through timely and detailed feedback



Assignments Tool

- Interactive Rubrics
 - Attach rubric to assignment



The screenshot displays the 'Evaluation & Feedback' section of the Assignments Tool. The 'Evaluation & Feedback' header is highlighted with a red box. Below it, the 'Rubrics' section is also highlighted with a red box, containing the 'Add Rubric' link with a dropdown arrow. Other visible options include 'Learning Objectives' (with a 'Manage Learning Objectives' link), 'Annotation Tools' (with a checked checkbox for 'Make annotation tools available for assessment'), 'Anonymous Marking' (with an unchecked checkbox for 'Hide student names during assessment'), and 'Turnitin Integration' (with a 'Manage Turnitin' link).



Brightspace Interactive Rubrics

Observed in Person automatically on evaluation

Janice's Sandbox CO

Francis Demo-Student

Oral Presentation Rubric

Graded by Janice Florent

Criteria	Excellent (9-10 points) 10 points	Good (7-8 points) 8 points	Fair (5-6 points) 6 points	Needs Improvement (0-4 points) 4 points	Criterion Score
Delivery Add Feedback	<ul style="list-style-type: none"> Holds attention of entire audience with the use of direct eye contact, seldom looking at notes Speaks with fluctuation in volume and inflection to maintain audience interest and emphasize key points 	<ul style="list-style-type: none"> Consistent use of direct eye contact with audience, but still returns to notes Speaks with satisfactory variation of volume and inflection 	<ul style="list-style-type: none"> Displays minimal eye contact with audience, while reading mostly from the notes Speaks in uneven volume with little or no inflection 	<ul style="list-style-type: none"> Holds no eye contact with audience, as entire report is read from notes Speaks in low volume and/or monotonous tone, which causes audience to disengage 	10 / 10
Content/Organization Add Feedback	<ul style="list-style-type: none"> Demonstrates full knowledge by answering all class questions with explanations and elaboration Provides clear purpose and subject; pertinent examples, facts, and/or statistics; supports conclusions/ideas with evidence 	<ul style="list-style-type: none"> Is at ease with expected answers to all questions, without elaboration Has somewhat clear purpose and subject; some examples, facts, and/or statistics that support the subject; includes some data or evidence that supports conclusions 	<ul style="list-style-type: none"> Is uncomfortable with information and is able to answer only rudimentary questions Attempts to define purpose and subject; provides weak examples, facts, and/or statistics, which do not adequately support the subject; includes very thin data or evidence 	<ul style="list-style-type: none"> Does not have grasp of information and cannot answer questions about subject Does not clearly define subject and purpose; provides weak or no support of subject; gives insufficient support for ideas or conclusions 	8 / 10
Enthusiasm/Audience Awareness Add Feedback	<ul style="list-style-type: none"> Demonstrates strong enthusiasm about topic during entire presentation Significantly increases audience understanding and knowledge of topic; convinces an audience to recognize the validity and importance of the subject 	<ul style="list-style-type: none"> Shows some enthusiastic feelings about topic Raises audience understanding and awareness of most points 	<ul style="list-style-type: none"> Shows little or mixed feelings about the topic being presented Raises audience understanding and knowledge of some points 	<ul style="list-style-type: none"> Shows no interest in topic presented Fails to increase audience understanding of knowledge of topic 	8 / 10
Total					26 / 30

Overall Score

Excellent
27 points minimum

Good
24 points minimum

Fair
18 points minimum

Needs Improvement
0 points minimum

Close

Center for the Advancement of
Teaching & Faculty Development
XAVIER UNIVERSITY OF LOUISIANA



cat.xula.edu

#LEX Course - Interactive Rubrics



Upload / Create ▾ Existing Activities ▾ Bulk Edit

Interactive Rubrics: Get Started ▾	✓
Web Page	
Interactive Rubrics: Learn More ▾	✓
Web Page	
Interactive Rubrics: Take Action ▾	✓
Web Page	
Interactive Rubrics: Reflect ▾	✓
Discussion Topic	

**Center for the Advancement of
Teaching & Faculty Development
XAVIER UNIVERSITY OF LOUISIANA**



cat.xula.edu

Assignments Tool in Action



Image Credit: [Image](#) by OpenClipart-Vectors from [Pixabay](#)



**Center for the Advancement of
Teaching & Faculty Development
XAVIER UNIVERSITY OF LOUISIANA**

cat.xula.edu


Check-in



I'm good to go



Stop, I need help



I'm a little confused

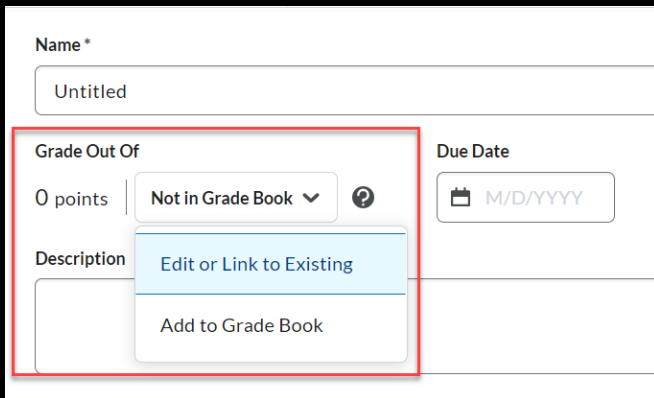


**Center for the Advancement of
Teaching & Faculty Development
XAVIER UNIVERSITY OF LOUISIANA**

cat.xula.edu

Assignments Tool Tip #1

- In the **Grade Out of** section,
 - You can choose to **Edit or Link to Existing**, which links the assignment to an existing grade item, **or**
 - You can choose to **Add to Grade Book** to create a new grade item.



The screenshot shows a form for creating an assignment. The 'Name' field is labeled 'Name*' and contains 'Untitled'. The 'Grade Out of' section is highlighted with a red box. It includes a '0 points' label, a dropdown menu currently set to 'Not in Grade Book' with a question mark icon, and a 'Description' field. The dropdown menu is open, showing two options: 'Edit or Link to Existing' (highlighted in blue) and 'Add to Grade Book'. To the right of the 'Grade Out of' section is a 'Due Date' field with a calendar icon and the placeholder 'M/D/YYYY'.

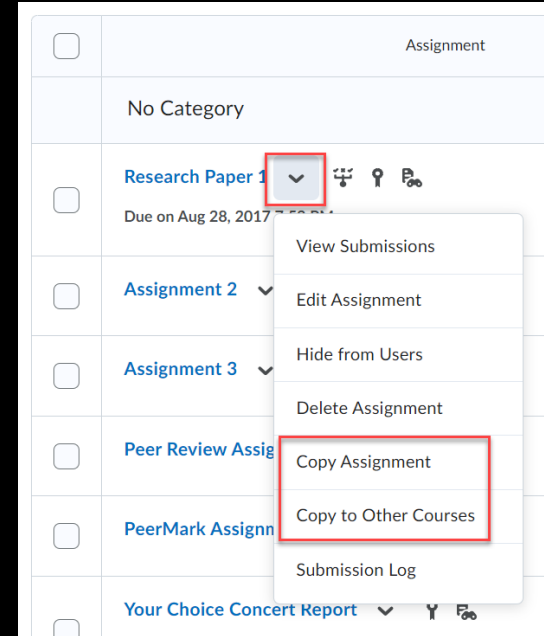


Image Credit: [Image](#) by OpenClipart-Vectors from [Pixabay](#)



Assignments Tool Tip #2

- Copy Assignment
 - Associated grade item and Turnitin settings are **not** copied
- Copy to Other Courses
 - Given the option to copy associated grade item and rubric



Assignments Tip #3

- Design with accessibility in mind



Image Credits: "disability symbols" by National Park Service in the public domain
and Image by OpenClipart-Vectors from Pixabay

**Center for the Advancement of
Teaching & Faculty Development
XAVIER UNIVERSITY OF LOUISIANA**



cat.xula.edu

Potential Pitfall

- Anonymous markings
 - Submitted work should not have any information that identifies the learner



Image Credit: [Image](#) by OpenClipart-Vectors from [Pixabay](#)



cat.xula.edu

**Center for the Advancement of
Teaching & Faculty Development
XAVIER UNIVERSITY OF LOUISIANA**

I see value in utilizing Alternative Assessments in my courses.



**Center for the Advancement of
Teaching & Faculty Development
XAVIER UNIVERSITY OF LOUISIANA**



Workshop Slides, Recording, & Resources

<https://catwiki.xula.edu/alt>



SCAN ME

**Center for the Advancement of
Teaching & Faculty Development
XAVIER UNIVERSITY OF LOUISIANA**



cat.xula.edu

Any
Questions



cat.xula.edu

**Center for the Advancement of
Teaching & Faculty Development
XAVIER UNIVERSITY OF LOUISIANA**